

*Mission: Endow Students with the knowledge, skill and mindset to be successful in a college preparatory high school*

**GENESIS SCHOOL, INC**  
**Board of Directors Meeting Agenda**

November 15th, 2024  
10:00am

4142 Main Street KCMO 64111 **and via zoom.**

Zoom Link:

<https://us06web.zoom.us/j/84959490574?pwd=M01y4ylHbdgY4VLOoqHISHKe1VPsZs.1>

**TYPE OF MEETING:      *BOARD OF DIRECTORS***

***ACTION ITEM 1:*** Motion to Approve the Proposed Agenda for the November Board meeting.

***ACTION ITEM 2:*** Motion to Approve the Minutes from the September 24th, 2024 Board meeting.

**REPORT: PERFORMANCE UPDATE**

***Information Item:***

1. Fall Evaluate Benchmark Results

**REPORT: ACADEMIC DIRECTOR**

***Information Item:***

1. Improvement Update

**REPORT: EXECUTIVE DIRECTOR**

***Information Items:***

1. Enrollment and Attendance Update
2. Staffing Update
3. Calendar of Events

***ACTION ITEM 3:*** Motion to Approve the Modification to the Board Calendar.

**PUBLIC COMMENT**

***Action Item 4:*** Motion to adjourn for Strategic Planning Session.

**GENESIS SCHOOL, INC.  
BOARD OF DIRECTORS  
MEETING MINUTES  
Tuesday, September 24th, 2024**

**Call to Order:**

Dr. Tom Stephens called to order the Board of Directors meeting on September 24th, 2024 at 7:30a.m. at The Genesis School Building 3800 East 44<sup>th</sup> Street, Kansas City, MO 64130 board members attended via Zoom.

**Board Members Present:**

**Board Members in attendance:** Kenda Caskey, Ashley Garrett, Dan Haley, Tina Hinds-Booth, Beth Ruf, and Dr. Tom Stephens

**Genesis Staff:** Kevin Foster, Bryan Segal, and Vincent Wright

**Action Item 1. Motion to Approve the Proposed Agenda September, 2024 Board Meeting:**

**Dr. Tom Stephens**

Motion to approve by: Beth Ruf and seconded by Kenda Caskey; the motion approved unanimously.

**Action Item 2. Motion to Approve Minutes from July 30th, 2024 Board Meeting:**

**Dr. Tom Stephens**

Motion to approve by: Beth Ruf and seconded by Kenda Caskey; the motion approved unanimously.

**Finance Report**

**Bryan Stigall**

**Month Ending August 31st, 2024 Summary Financials:**

Bryan reviewed the Financials through August using the Finance Executive Summary. Revenue exceeded expenses for the month by \$21,360. Revenue is within \$313 of budgeted amount and exceeds expenditures by \$106,515. Expenses are below budgeted amount to date, primarily because transportation and some smaller contracts have not yet been billed and paid. Assets as of August 31st, 2024 are \$3,287,454.

**Action Item 3. Motion to Approve the August, 2024 Financial Report: Dr. Tom Stephens**

Motion to approve by: Dan Haley and seconded by Beth Ruf; the motion approved unanimously.

**Academic Report**

**Vincent Wright**

**Improvement Plan Update:** Mr. Wright update the full board on the Academic improvement focus area and progress to date. Instructional leaders scored teachers on the Focused Instruction Rubric, conducted additional feedback and training based on the results and then observed and scored again. 8 of 11 teachers scored proficient (3 or above), with 3 making progress but not there yet.

**Special Education Update:** Ms. Lorie Friend of Exceptional Support Group briefed the board on the results of the 23-24 DESE program review. The school is required to address one area of non-compliance related to an individual students IEP. Ms. Friend also covered the 2024-25 school year caseload. There are currently 30 students receiving special education services, 13 of them in grades 7 and 8. 13 students have diagnosed learning disabilities and 9 receive services for other

health impairment. There are 11 students receiving Speech Therapy and 6 receiving Occupational Therapy.

**Executive Director Report**  
**Information Items:**

**Kevin Foster**

1. **Enrollment and Attendance Update:** As of September 21<sup>st</sup>, there are 182 students enrolled, 10 in Pre-K and 172 in grades K-8. For the upcoming school year we have reenrolled 84.7% of the targeted amount for students. We are still accepting applications and will discuss enrollment numbers at the board off-site. Average Daily attendance is 163 students (92.87%). To date 5 students have transferred out, 2 to KCPS and 3 to charters.
2. **Staffing Update:** There have been 2 changes to staffing identified in the staffing update. There is a new 7-8 grade science teacher and a new 7-8 grade ELA teacher.
3. **Charter Renewal Planning:** Kevin Foster updated the board on meetings with Commission staff and the status of the application narrative. The board reviewed the renewal timeline and discussed upcoming events. MAP data is expected to be released and public by November 12<sup>th</sup>. The Commission public hearing is tentatively scheduled December 3<sup>rd</sup> to support a commission vote on December 16<sup>th</sup>. The Commission has also added another site visit to the agenda, scheduled for November 12<sup>th</sup> and 13<sup>th</sup>.

**Public Comment: None Heard**

**Motion to Adjourn Meeting at 8:30 a.m. by Dr. Tom Stephens**  
**1<sup>st</sup> Kenda Caskey 2<sup>nd</sup> Beth Ruf**  
Minutes submitted by Gina Ross



# GENESIS

s c h o o l

**Where students learn and love to read!**

November 2024 Performance Committee  
Evaluate Results

# 2024 October Evaluate Results Summary (MAP Grades)

---

## English Language Arts:

Percent Proficient (Goal 20%):	8%	(Oct 2023: 8%)
Percent Below Basic (Goal 30%):	53%	(Oct 2023: 53%)
EdOps Proficient Projection:	13%	(Oct 2023: 15%)
EdOps Below Basic Projection:	41%	(Oct 2023: 40%)

## Mathematics:

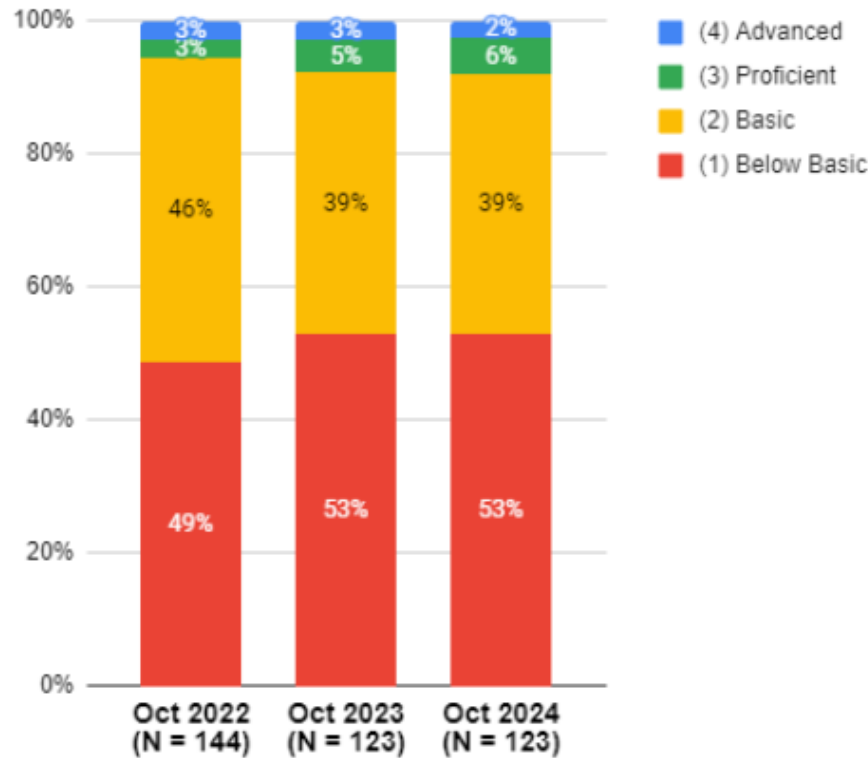
Percent Proficient (Goal 20%):	3%	(Oct 2023: 1%)
Percent Below Basic (Goal 50%):	66%	(Oct 2023: 73%)
EdOps Proficient Projection:	15%	(Oct 2023: 12%)
EdOps Below Basic Projection:	57%	(Oct 2023: 61%)

## ELA Trends

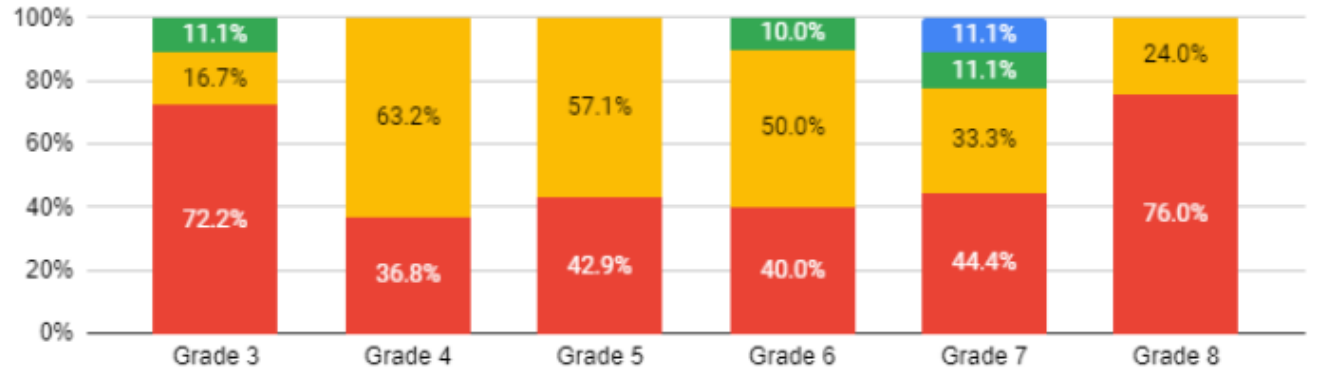
As an aggregate, the Oct 2024 proficiency breakdown is almost exactly the same as Oct 2023. *Note, the Evaluate test standards and questions chosen in Oct 2024 is very similar to Oct 2023 but markedly different from the Oct 2022 test.*

In this year's Oct 2024 Evaluate assessments, there was a decrease in the below basic proficiency levels for grades 4-7, when compared to last year. And only grades 3 & 7 showed an increase in proficiency (Advanced + Proficient) when compared to Oct. 2023.

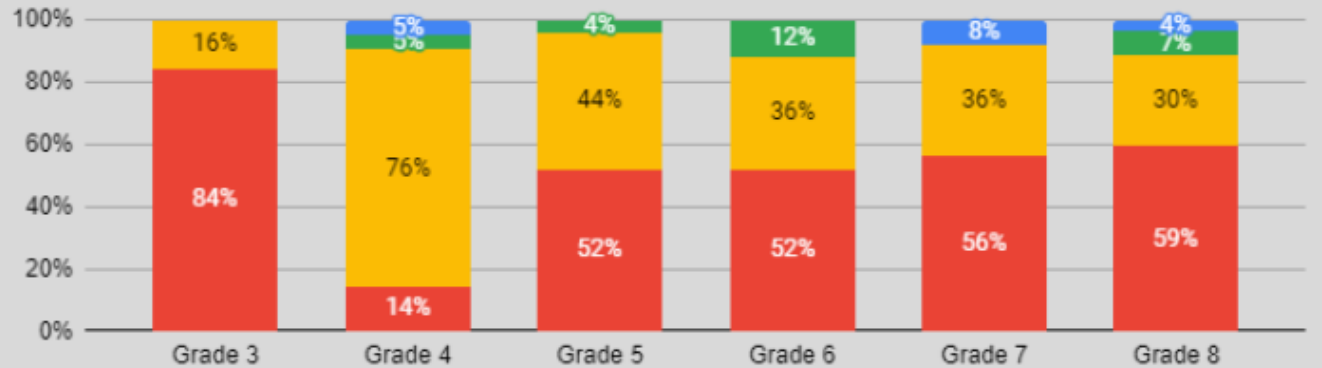
### ELA Grades 3 - 8 Only



### ELA Evaluate - This Year (Oct 2024)



### ELA Evaluate - Last Year (Oct 2023)

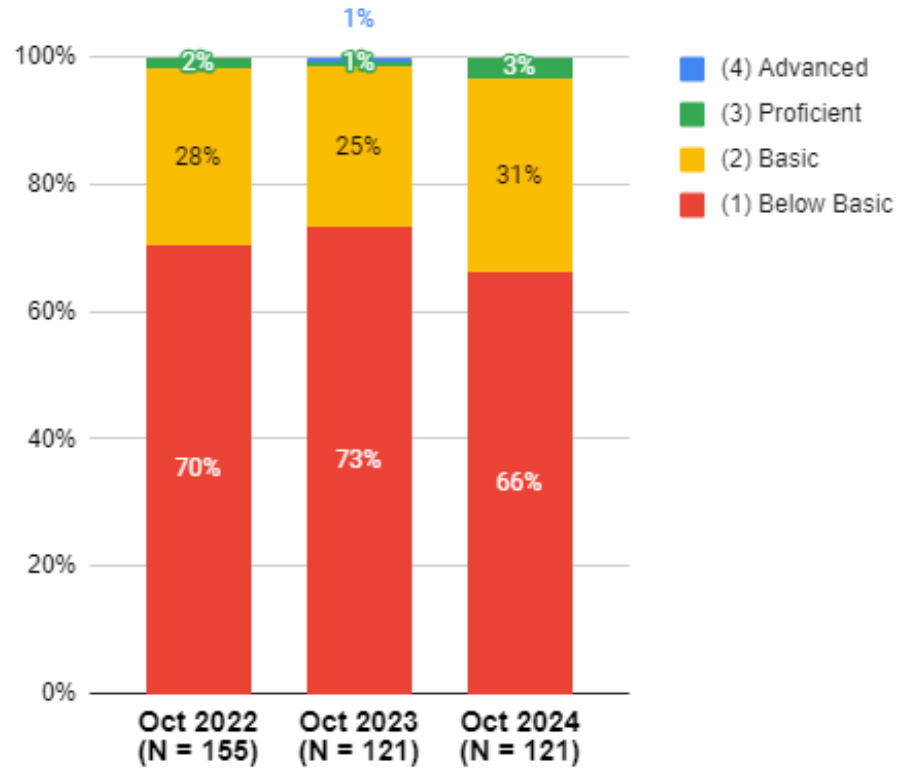


## Math Trends

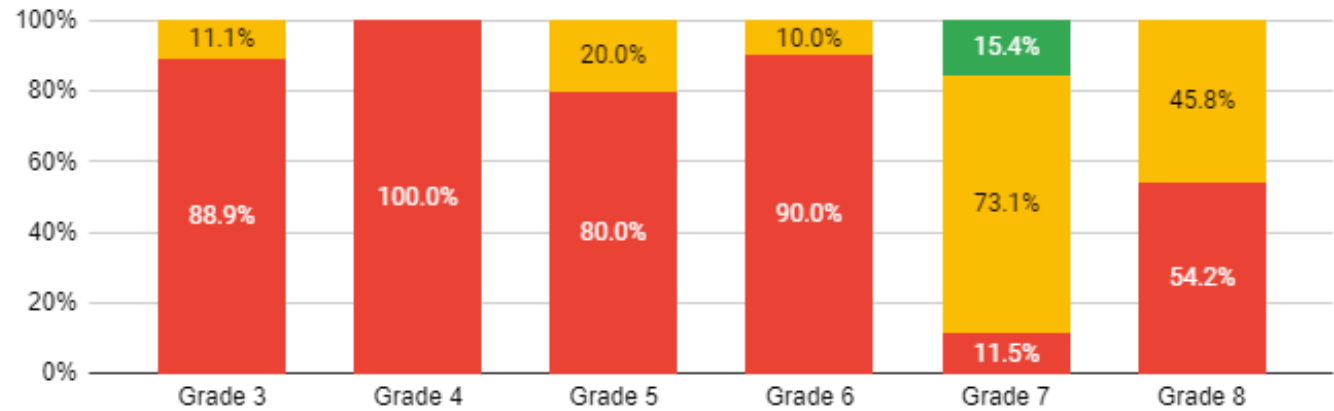
As an aggregate, the Oct 2024 proficiency breakdown is slightly improved when compared to Oct 2023. The Oct 2024 Evaluate test questions/standards/DOKs are very similar to Oct 2023.

In this year's Oct 2024 Evaluate assessments, there was a decrease in the below basic proficiency levels for grades 3, 7, & 8 when compared to last year. And only grade 7 showed an increase in proficiency (Advanced + Proficient) when compared to Oct. 2023.

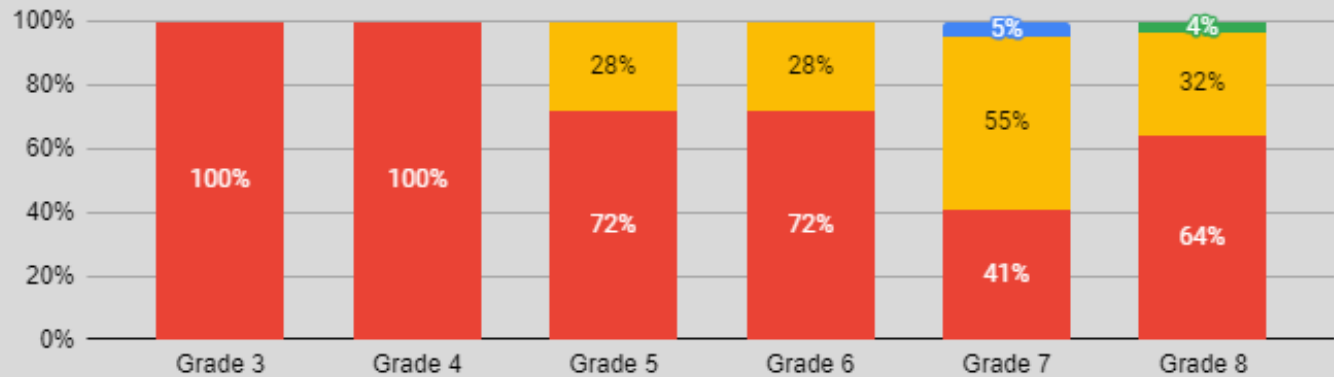
### Math Grades 3 - 8 Only



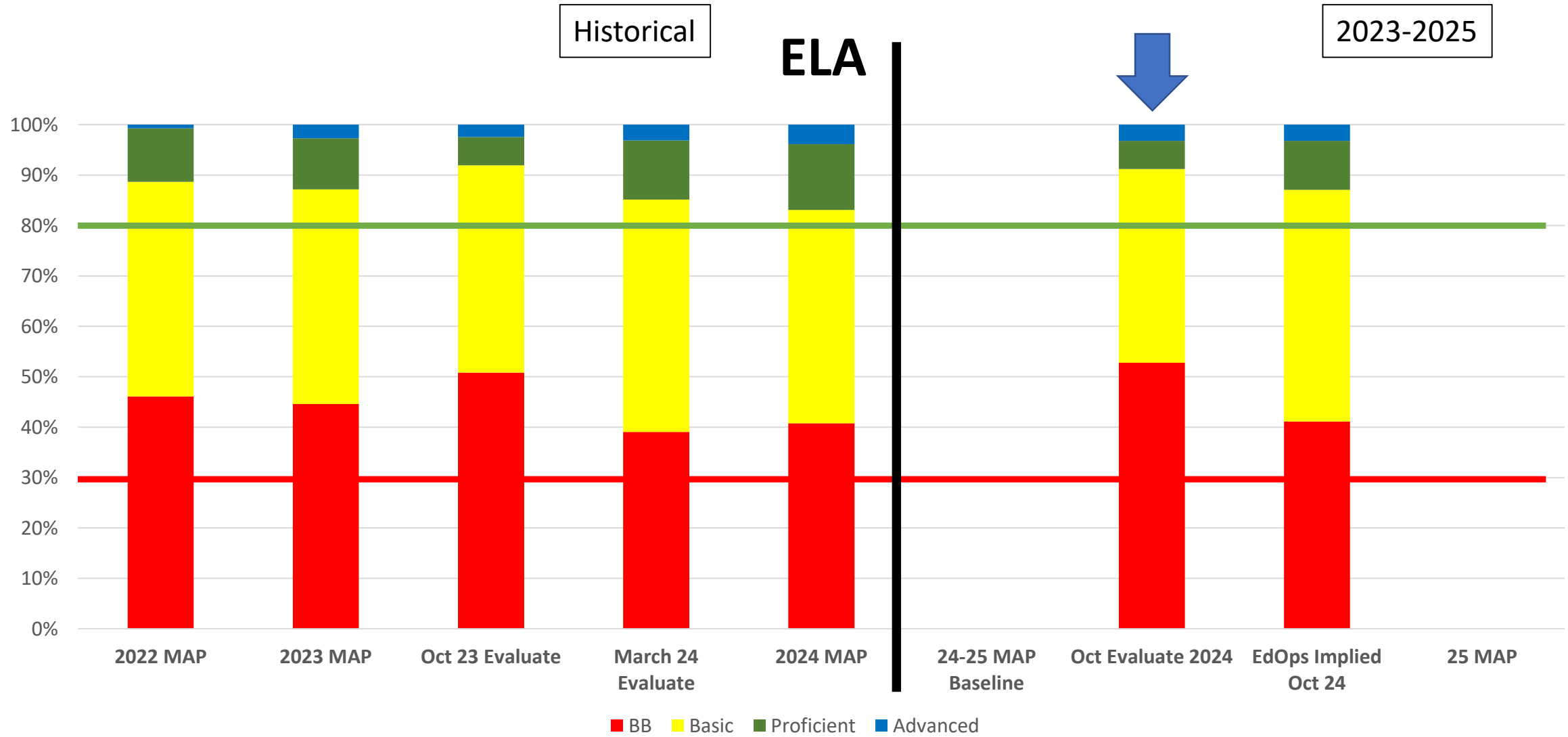
### Math Evaluate - This Year (Oct 2024)



### Math Evaluate - Last Year (Oct 2023)

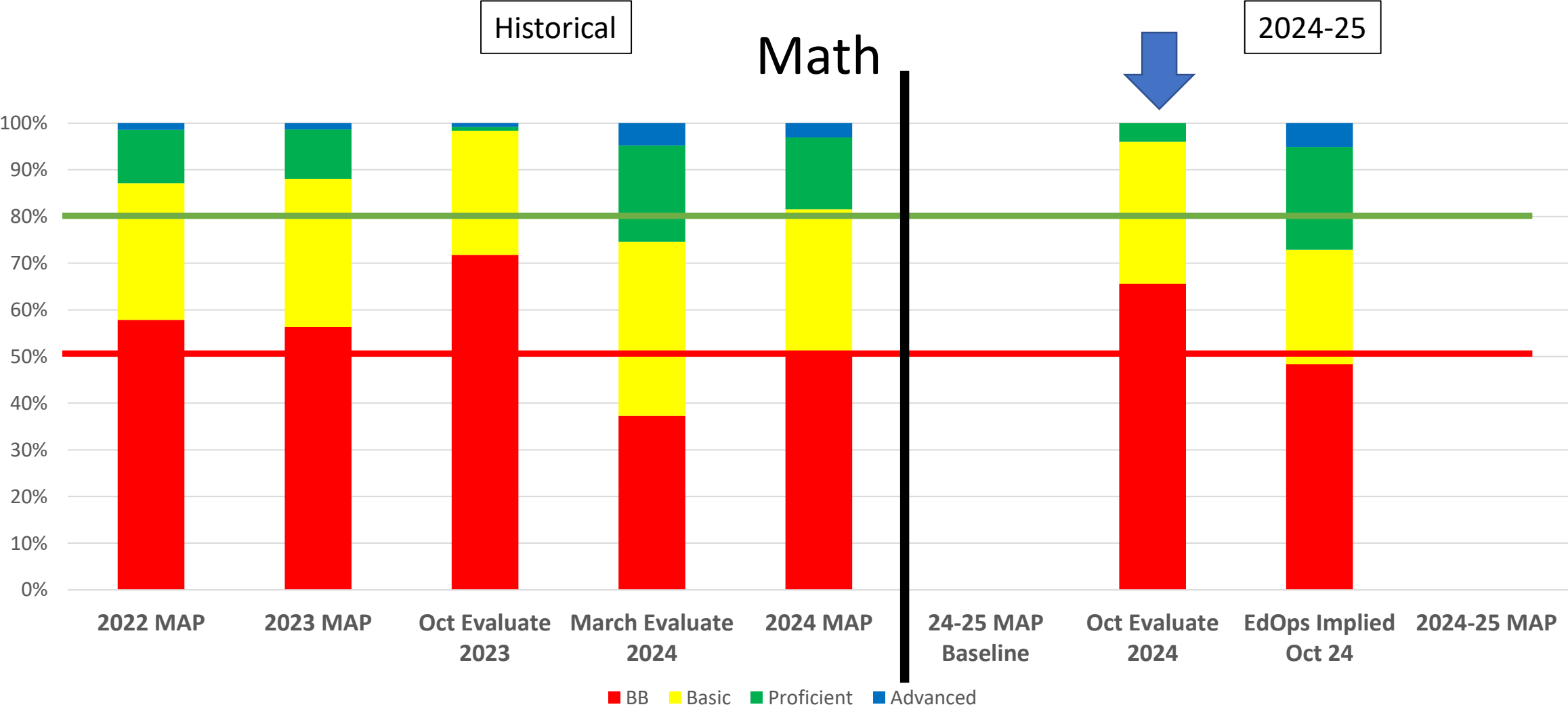


# Achievement Levels- Map and Evaluate





# Achievement Levels- MAP and Evaluate



# Analysis

---

- Consistent with iReady results, the October Evaluate data indicates that the 24-25 MAP testing cohort starts at about the same place as 2025. 4<sup>th</sup> and 8<sup>th</sup> grade will require additional support for students below basic.
- While iReady results were comparative to 23-24 in math, October Evaluate scores outpace 23-24. This progress is most evident in Grades 7 and 8. Additional support is being provided to grades 5 and 6. Potentially, we could make another significant improvement in Math status.
- Leaders, teachers, support staff and facilitators did detailed analysis of results in October. Evidence of progress should be apparent in December.

# Map and Evaluate Dashboards EdOps

<https://docs.google.com/spreadsheets/d/1sGHGWXOkaArQMAHpIR7i4FZnqWiU74K3h0H-eQ63ys4/edit?usp=sharing>

[https://docs.google.com/spreadsheets/d/1v-ul8EZB-thHIPme3R8UflNvUF-3\\_SXJmaqD9CMYKc/edit?usp=sharing](https://docs.google.com/spreadsheets/d/1v-ul8EZB-thHIPme3R8UflNvUF-3_SXJmaqD9CMYKc/edit?usp=sharing)

## Board Enrollment and Attendance Update/Dashboard

### Enrollment Update DTD: 11-12-24

<u>24-25 Grade</u>	<u>24-25 Target</u>	Registered/Attending	Accepted not Registered	Open Seats	Percent to goal	Offered	Waitlist
PK	20	9		11	55.0%	2	
K	20	13		7	65.0%	1	
1st	20	16	1	4	80.0%		
2nd	20	15		5	75.0%		
3rd	20	19		1	95.0%	1	
4th	20	19		1	95.0%	1	
5th	20	15	1	5	75.0%	1	
6th	20	20			100.0%		2
7th	30	29		1	96.7%		
8th	30	27			90.0%	1	
Other							
<b>K-8 Totals</b>	<b>200</b>	<b>173</b>	<b>2</b>	<b>24</b>	<b>87%</b>	<b>4</b>	<b>2</b>
<b>Total</b>	<b>220*</b>	<b>182</b>	<b>2</b>	<b>33</b>	<b>83%</b>	<b>6</b>	<b>2</b>

**Notes:**

**Current Charter Allowed Capacity is 200.**

**182 enrolled/attending is 91% of contracted amount.**

**Analysis:** Open seats are generally spread out across grade levels, though most prominent in early elementary grades. Navigating new application software, causing some delays in enrollment, but we are making progress and adding students. We may need to adjust budget revenue down during budget review, being below targeted ADA this early in the school year does not bode well for the total as we move towards Spring.

## Board Enrollment and Attendance Update/Dashboard

**Average Daily Membership: 179 (+2) (Budgeted: 186)**

**Average Daily Attendance: 162 (-) (Budgeted: 167)**

**Attendance Percent: 90.5% (-1.3%)**

**School: Genesis School Calendar: 24-25 Genesis School**

	Grade	Student Count	Membership Days	Absent Days	Present Days	ADM	ADA	Unexcused Absences		Percent In Attendance	
								Days	Avg. Daily		
	PK	12	437	68.00	369.00	7.93	6.71	51.00	0.93	84.44%	
	K	16	724	61.39	662.61	13.16	12.05	60.39	1.08	91.52%	
	1	19	880	89.97	790.03	16.00	14.37	89.97	1.63	89.78%	
	2	16	802	73.30	728.70	14.58	13.25	73.30	1.33	90.86%	
	3	19	1034	98.78	935.22	18.80	17.01	98.78	1.80	90.45%	
	4	20	1035	89.53	945.47	18.82	17.21	89.53	1.63	91.35%	
	5	16	800	49.98	750.02	14.55	13.63	48.98	0.90	93.75%	
	6	20	1053	91.78	961.22	19.14	17.47	91.78	1.69	91.28%	
	7	30	1615	124.19	1490.81	29.37	27.12	124.19	2.24	92.31%	
	8	28	1439	183.32	1255.68	26.15	22.82	180.32	3.31	87.26%	
<b>Total</b>		<b>10</b>	<b>196</b>	<b>9819</b>	<b>930.24</b>	<b>8888.76</b>	<b>178.50</b>	<b>161.64</b>	<b>908.24</b>	<b>16.54</b>	<b>90.53%</b>

**Drops to Date: 10 (No change)\***

KCPS: 3

Charter: 5

Out of District: 2

**\*Notes:** 6 of 10 drops are in K and 1<sup>st</sup> Grade.

**Analysis:** Attendance remains above 2023-24 pace. 90/90 is also above last year's pace. Still, we may need to adjust budget revenue down during budget review, being below targeted ADA (due to membership shortfall) this early in the school year does not bode well for the total as we move towards Spring.

Position	Name	Certification	Hired
Kind	<del>Kretschmar Shepard</del>	<del>Pre-K-5 Pre-K-5</del>	<del>Dec 24 Jul 23</del>
1st	Ramsey	Pre-K-5	Nov 23
2nd	Benton	Substitute Certified	Jul 23
3rd	Evans	Substitute Certified-Prov 1-6 Pending	Aug-21
4th	Kinsley	Elementary Education 1-6	Sep-21
Reading Specialist	Allen	Elementary Education 1-6	Sep 15
5-6 ELA/SS	Wampler	Prov 5-9 ELA	Jul-24
5-6 Math/Science	Campbell	Substitute Certified	June 24
Math Specialist	Robinson	<b>Elementary Math Specialist</b>	Jan-17
7-8 ELA	<del>France Wilson</del>	<del>Substitute Certified Substitute Certified</del>	<del>Jul 24 Sep 24</del>
7-8 Math	Hadnott	Math 5-9	Jul-21
7-8 SS	Hansley	Substitute Certified	Jul-21
<b>7-8 Science</b>	<del>Boga Love</del>	<del>Substitute Certified Substitute Certified</del>	<del>Jul 24 Oct 24</del>
Reading Interventionist	McCorkle	Substitute Certified	Sep-16
MS Interventionist			
<b>Para/Support Staff</b>			
3-4 Para/Sub	Slayden	Substitute Certified	Aug-12
7-8 Para	Cannon	Substitute Certified	Jul-23
Para (1-2)/Sub	Martin	Substitute Certified	Mar-23
<del>K-Para 7-8 Para #2/Sub</del>	Jones	Substitute Certified	Sep-24
5-6 Para/Sub	Littrell	Substitute Certified	Oct 23
Para-PE	Sexton	Substitute Certified	Aug - 22
Library (PT)	Hunter	Elementary Education 1-6	Aug 24
Music (PT)	Miller	Substitute Certified	Jul 24
Art (PT)	Donnelson	Art/Library Certified	Jul 24
<b>24-25 Additional Staff</b>			
K-6 Success Center Para	France	Substitute Certified	Jul 24

## Genesis Calendar of Events and Actions

- ✓ Kindergarten Open House
- ✓ Registration Thursday, August 4<sup>th</sup> 1pm-7pm
  
- ✓ Back to School Night Thursday, August 30<sup>th</sup>, 4:30-7pm
  
- ✓ Together Tuesday Begins  
6:00pm Tuesday, September 10<sup>th</sup>, 4:30-
  
- ✓ Math Collaborative Tuesday, October 8<sup>th</sup>, 4:30
  
- ✓ Together Tuesday Carnival Tuesday, October 15<sup>th</sup>, 4:30-6:00pm
  
- ✓ Parent/Student/Teacher Conferences Thursday October 24, 1--7:00pm
  - Friday October 25<sup>th</sup>, 10am - 3pm
  
- ✓ Together Tuesday Literacy Night Tuesday, October 29<sup>th</sup>, 4:30-6:00pm
  
- ✓ Project Sankofa Friday, November 8<sup>th</sup>, 4:30-6:00pm
  
- ✓ Math Collaborative  
6:00pm Tuesday, November 12<sup>th</sup>, 4:30-
  
- ✓ MCPSC School Visit November 12<sup>th</sup>-13<sup>th</sup>
  
- ✓ Together Tuesday MCPSC Parent Panel  
6:00pm Tuesday, November 12<sup>th</sup>, 4:30-

**Thanksgiving Celebration**

**Thursday, November 21<sup>st</sup>, 12-1pm**

**Commission Hearing**

**Tuesday, December 3<sup>rd</sup>, 5:00-7:00pm**

**Together Tuesday Holiday Edition**

**Tuesday, December 17<sup>th</sup>, 5:00-6:30pm**

**Student Holiday Program**

**Thursday December 19<sup>th</sup>, 2:30pm**

## 2024-25 Genesis Board Calendar

7:30 am, Tuesday, July 30 <sup>th</sup> , 2024	Board Meeting (Annual Meeting)
7:30 am, Thursday, August 29 <sup>th</sup> , 2024	Executive Committee Meeting
5:30 pm, Tuesday, September 10 <sup>th</sup> , 2024	Performance Committee Meeting
7:30 am, Tuesday, September 24 <sup>th</sup> , 2024	Board Meeting
5:30 pm, Thursday, October 3 <sup>rd</sup> , 2024	Governance Committee Meeting
5:30 pm, Thursday October 17 <sup>th</sup> , 2024	Finance Committee Meeting
7:30 am, Thursday October 24 <sup>th</sup> 202	Executive Committee Meeting
10:00 am, Friday, November 15 <sup>th</sup> 2024	Board Meeting (Strategic Offsite)
7:30am, Thursday, November 21 <sup>st</sup> , 2024 Visit)	Board Meeting (Sponsor Meeting/Site
5:30 pm, Thursday, December 12 <sup>th</sup> , 2024	Finance Committee Meeting
7:30 am, Thursday, December 19 <sup>th</sup> , 2024	Executive Committee Meeting
5:30 pm, Tuesday, January 11 <sup>th</sup> , 2025	Performance Committee Meeting
5:30 pm, Thursday, January 13 <sup>th</sup> , 2025	Governance Committee Meeting
7:30 am, Tuesday, January 28 <sup>th</sup> , 2025	Board Meeting
5:30 pm, Thursday February 6 <sup>th</sup> , 2025	Finance Committee Meeting
7:30 am, Thursday, February 27 <sup>nd</sup> 2025	Executive Committee Meeting
5:30 pm, Tuesday, March 18 <sup>th</sup> , 2025	Performance Committee Meeting
7:30 am, Tuesday, March 25 <sup>th</sup> , 2025	Board Meeting
5:30 pm, Thursday, April 1 <sup>st</sup> , 2025	Governance Committee Meeting
5:30 pm, Thursday April 8 <sup>th</sup> , 2025	Finance Committee Meeting
7:30 am, Thursday April 25 <sup>th</sup> 2025	Executive Committee Meeting
7:30 am, Thursday, May 29 <sup>th</sup> 2025	Board Meeting
5:30 pm, Tuesday, June 3 <sup>rd</sup> , 2025	Performance Committee Meeting
5:30 pm, Thursday, June 5 <sup>th</sup> , 2025	Governance Committee Meeting
7:30 am, Thursday June 26 <sup>th</sup> , 2025	Executive Committee Meeting